



Matting Technology Corporation
137, Martin Street, Granby, Qc, Canada
Tél.: 800-363-6185 Téléc.: 450-375-6158
www.mattech.ca

CLEANING PROCEDURE FOR ASTRO-PLUS


Congratulations! You have just purchased a high-performance scraper mat that will help you keep your entrance clean and safe. In order to be able to enjoy it for many years, we invite you to take knowledge of the following maintenance procedure.

IMPORTANT INFORMATION

Astro-Plus mat can hold several pounds (lbs) of dirt, making the mat very heavy! In order not to damage the Carpet, and in some case the seem in the center, you must never lift the mat by its' ends nor drag it on the ground when it is full of dirt.


#1

Roll the mat face in and **in the same direction as the seam** (if there is one, otherwise the direction doesn't matter) in order to retain the dirt within.




#2

Unroll the mat face down while gently shaking it to rid it of the dirt.



#3

Then lightly roll the mat face out and **in the same direction as the seam** (if there is one, otherwise the direction doesn't matter).



#4

Replace it in its original position.



NEVER
*lift the mat by the ends or drag it
to the ground when it's full dirt!
This could damage it*